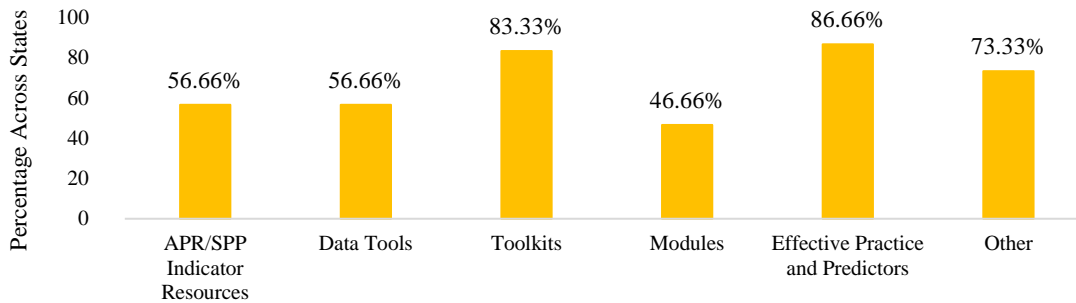


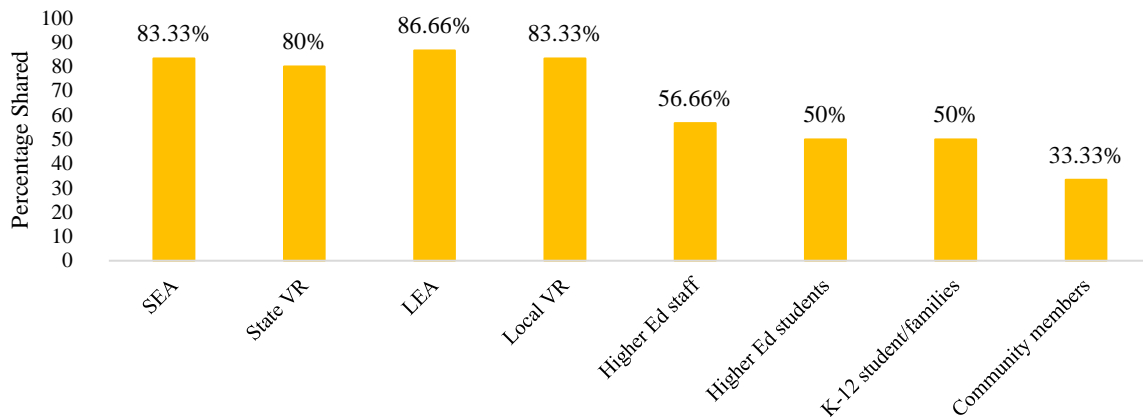
# Summary of NTACT Product Impact

This report provides a description and analysis of survey responses provided by 30 states at the NTACT Capacity Building Institute in Denver, CO on May 14-17, 2018.

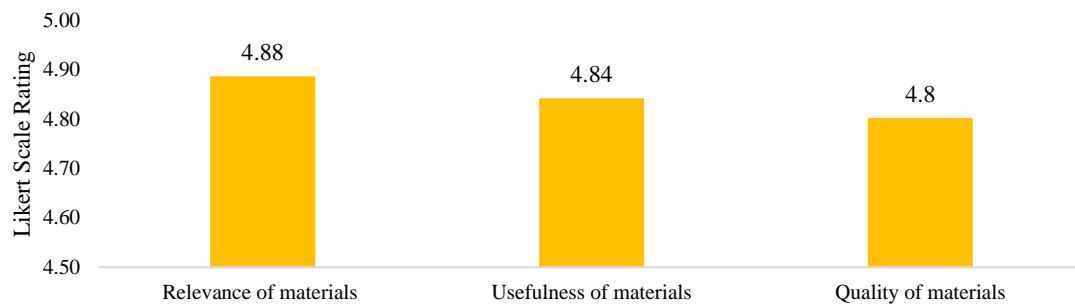
## 1. Which NTACT products have you used?



## 2. Which audiences have products been shared with?



## 3. Rate the level of *relevance*, *usefulness*, and *quality* of NTACT's products.



## Associated Product Outcomes

Based on the survey results, some states agreed to be interviewed about the impact of NTACT’s products. This section summarizes two commonly used NTACT products with associated outcomes.

<i>Indicator Materials</i>	
<i>Used by</i>	<i>Outcome</i>
1. Arizona	Documented used of the predictors is in transition components of the IEP
2. Arkansas	IEPs have improved over time
3. Colorado	I-13 (100%) I-14 (A increasing; B met; C = exceeded I- I&2 (2% decrease in dropout rate for students with disabilities)
4. Florida	no data
5. Indiana	Compliance has increased
6. Maine	Our compliance data will show 95.4% compliant; increased student involvement in IEP; Student involvement data in IEP meeting is only qualitative from special educators reporting that post professional development they are encouraging their students to be more involved with transition planning. Various assessments are being used more frequently and students are more specific about future goals and career interests.
7. Nevada	Increased compliance in developing transition components of the IEP
8. Texas	I-13 (99.84% compliance) I-14 (All students receive bookmark – where will you be in 1 year – someone calls (between June 1 and July 31 / or there is a web-based questionnaire) to inquire about the process of transition goals - federal requirement to follow up and facilitate connections – no data on outcome)

<i>Competitive Integrated Employment Toolkit</i>	
<i>Used by</i>	<i>Outcome</i>
1. Arkansas	Number of transition teams attending summit continues to grow
2. Nebraska	Pre-data coming in August – survey (e.g., how many students do you have in work-based learning – ongoing project will measure knowledge gained in work-based learning settings)
3. Vermont	Not used for outcome/impact data; used for tracking data related to Pre-ETS